

Cosplay Breakdown



Lulu (Star Guardian Skin), *League of Legends*

Alison Bird

ColossalCon East

MC01

Overview

Star Guardian skins are grounded in Sailor Moon. I wanted to capture that 'space' and 'magic' essence .

Smooth "Space" textures:

- Vinyl - trim
- Pleather – coat, gloves, shoes
- Mink Stretch Knit – shirt and shorts

- Ballet Satin/Taffeta – skirt, petticoat
- Rhinestones – chest piece, staff, head piece
- Metallic trims – skirt, petticoat, jacket

Every element is made from scratch. Patterns drafted by hand.



Star Guardian Lulu Costume Breakdown

The costume breakdown includes the following components and materials:

- Top:** Mink Stretch Knit (labeled as stretch performance knit), stretch vinyl, top stitched, waist.
- Skirt:** Circle Skirt (x2), white lining, ballet satin, waist band, top stitched of pleat, 1-2" (width), stretch performance knit.
- Coat:** 4 way stretch vinyl, 2 way stretch pleather, zipper, bust, waist, hip, bottom of skirt (3-4" length), third petal, fitted waist, sloped hip.
- Details:** Purse Magnet Snaps, metallic trims, rhinestones.

Close-up images show the texture of the vinyl, the construction of the zipper and snaps, and the pleated details of the skirt.

Shoe Covers and Gloves

Both are made with pleather and vinyl for a sleek feel; both are drafted from scratch and handstitched.





The shoe covers have EVA/Worbla accents covered in vinyl with tiny resin stars (more on next page). Shoes are completely removable for ease in packing.






Stars (Shoes, Headpiece, Chest piece)


Stars were made by sculpting, making a silicone mold and casting in resin. Resin is dyed with paint and sparkles. Shoe stars used a candy mold.



Staff star is 2 stars back to back. All stars are encased in craft foam with painted rhinestones. Stars on the shoes are backed with satin and lined with gold beads.




Jacket and Stars



Top lining is a soft knit to stretch with pleather. Bottom lining is taffeta to match the skirt and maintain "petal" shapes.


Jacket is made of pleather with vinyl trim. Patterns drafted by hand. Top stitched for seam reinforcement.



Details like studs along the bottom of the jacket, metallic trim on the inside make for fun accents.

Chest piece attached with purse magnets. Ribbons have a wire frame and interfacing so it's easy to reshape when crushed by a crowd.

Skirt and Petticoat



Ballet satin with soft pleats to mimic popular interpretation by Sailor Moon cosplayers.

Skirt is lined with taffeta and pleats are top-stitched to maintain shape.



Hemline trimmed with gold and green accent that took over 15 hours to stitch by hand (due to switching between gold and green to hide stitching).

Petticoat made of soft taffeta, satin ribbon, and tulle – to make sure Lulu looked great when spinning!
Over 250 rhinestones appear on the petticoat. Over 10 yards of trim. Petticoat alone took over 30 hours.





120 tubes of satin ribbon and tulle were made, each with 1-3 rhinestones. 60 in green and 60 in white.



Tubes were mounted onto a taffeta/satin base in alternating colors. White and green/gold trim applied to match the skirt.

Pix



Pix is the first plushy I've ever patterned.


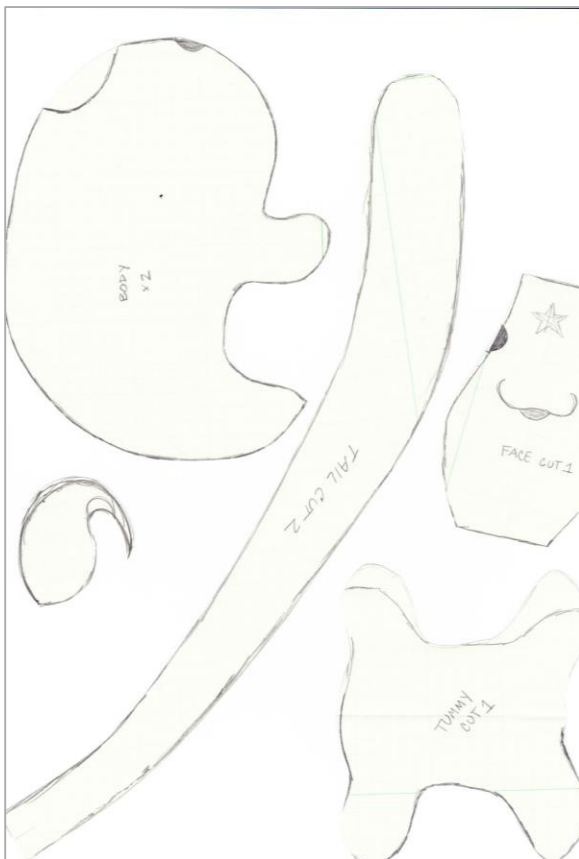
I started with upholstery foam to get the general shape, then draped the general shape for a pattern. 7 prototypes were made before settling on a design.

The material is a soft stretch terry-velour blend.

His tail and head poof have wire to maintain the shaping.

Mouth is hand-embroidered. Eyes are glass.

Coloring (cheeks and limbs) are sharpie ink.



Wig and Ears



Wig started with an Arda Jaguar as a base and then spliced with a Ferrari for additional volume in the bangs and extra length.

Bangs trimmed and styled.




Ears were craft foam base with fake fur attached. Fake fur hand trimmed and shaved for feathering effect.

Skin "Dyed" with Copic Markers for a watercolor effect. Fur was hand shaded with 6 colors of sharpie to blend with the wig at the connection points.



Sharpie coloring

Headpiece




Headpiece is made from craft foam, the resin star, and fabric. It is designed to be extremely lightweight and can withstand minor collisions with doors or other con goers.



White ears are made of foam with a single wire running up the center.

Blue ears are satin with interfacing and wire frames for easy reshaping if crushed.


The main elements are also craft foam. Details are made with 3D fabric paint and rhinestones.



All of the accessories (including the fur ears) are mounted onto a headband that also has hair clips for counter balance.

All gold surfaces are sealed with Modge Podge, painted, and then sealed again with a glossy finish.


Staff



Staff uses PVC pipe and EVA/craft foam as a base.

Pieces were carved out of EVA foam or built from layers of craft foam.

All foam was filled with wood filler and sanded down to fill in large gaps.



Staff



Staff is covered in Worbla, then sprayed with auto-filler and sanded for a smooth finish.



Because metallic paint can be see-through at certain angles, staff was painted in shades of brown, before applying the final gold layer.



The star and blue puffs are mounted on wires to allow for centripetal forces and being crushed in crowds.

Details like rhinestones carry the sparkling theme from the dress.